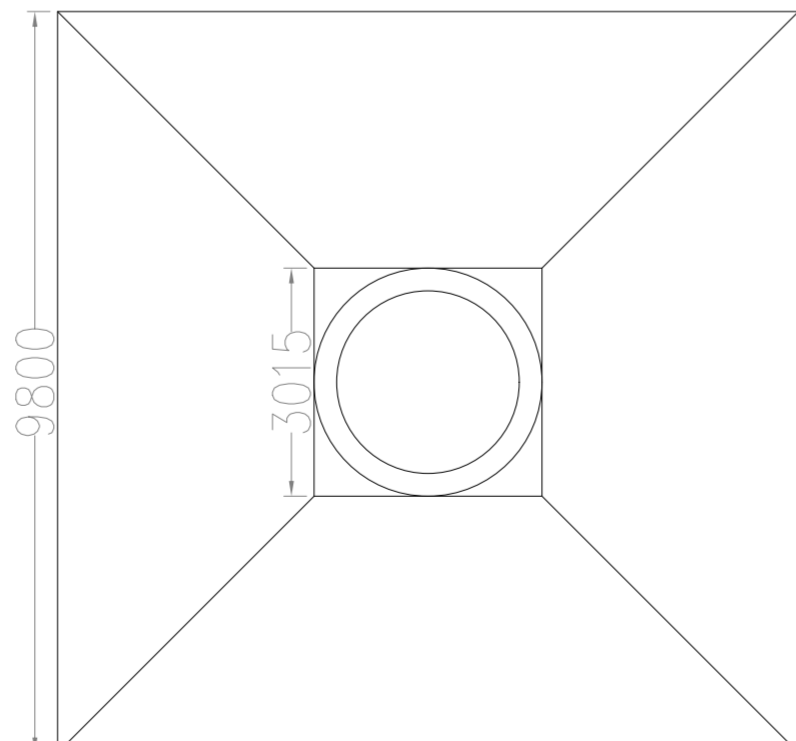
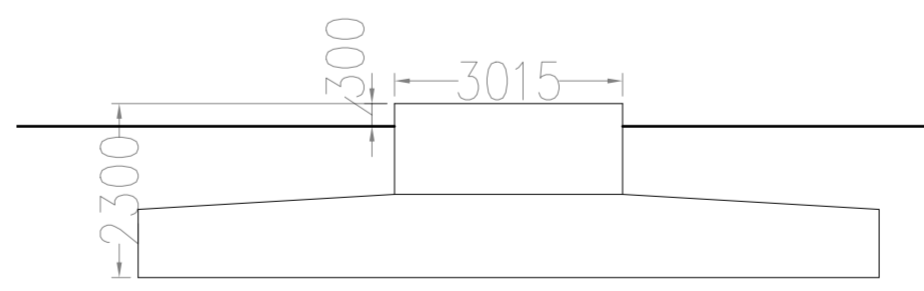



Elevations



Plan view



Base elevation / section



IAN PICK ASSOCIATES LTD
Specialist Agricultural & Rural Planning Consultants

Station Farm Offices
Wansford Road
Nafferton
Drifffield
East Yorkshire
YO25 8NJ

T : 01377 253363
E : mail@ianpick.co.uk
W : www.ianpickassociates.co.uk

CLIENT
Stephen B Wells Ltd
Manor Farm
Burton Fleming
YO25 3PS

JOB TITLE
Repowered turbine

DWG. TITLE
Elevations A1

SCALE
1=100 / 1=200

DRN
SH

DWG. NUMBER
IP/SW/03

DATE
Nov 22

REV
-